








## EMC Cable Glands for Shielded Cables

# E-VELA

Technical Details			
<b>Body, Cap</b>	Brass, Brass Nickel Plated, Stainless Steel 316L, Aluminium		
<b>Inner Part</b>	Brass, Brass Nickel Plated, Stainless Steel 316L, Aluminium		
<b>Material</b>	<b>Seal</b>	CR (Chloroprene), Silicone	
	<b>O-ring</b>	CR (Chloroprene), Silicone	
	<b>Spring</b>	Special Copper Alloy	
<b>Ingress Protection Rating</b>	IP 68 - 5 Bar, 30 min IP 66		
<b>Operating Temperature</b>	<b>Seal Material</b>		
	<b>CR (Chloroprene)</b>	<b>Silicone</b>	
	<b>Ex d/tb</b>	-40°C to +80°C	-60°C to +80°C
<b>Ex e/tb</b>	-60°C to +80°C	-60°C to +140°C	
<b>Equipment For</b>	Gas & Dust potentially explosive atmospheres		
<b>Suitable for use in</b>	Group II	Gas Group IIC	ZONE1/ZONE2
	Group III	Dust Group IIIC	ZONE21/ZONE 22
<b>Equipment Marking</b>	Ex II 2GD Ex db IIC Gb Ex eb IIC Gb Ex tb IIIC Db		
<b>Marking Example *</b>	BMD EBS.. CE 0722  2GD Ex db IIC Gb Ex eb IIC Gb Ex tb IIIC Db Ta-40°C to +80°C IP66/68 CESI 13 ATEX 018X IECEx CES 13.0006X		
<b>Thread Type</b>	<ul style="list-style-type: none"> <li>• Metric (M) ISO Pitch 1,5</li> <li>• NPT (N) ANSI ASME B1.20.1</li> <li>• Other thread types also available upon request.</li> </ul>		
<b>Cable Type</b>	Non Armoured, Shielded		
<b>Accessories</b>	<ul style="list-style-type: none"> <li>• Lock nuts</li> <li>• Gaskets (Washers)</li> <li>• Serrated Washers</li> <li>• Shrouds</li> <li>• Earth tags</li> <li>• Dome plugs</li> </ul>		
	<ul style="list-style-type: none"> <li>• Accessories must be ordered separately.</li> <li>• O-ring available in Metric outer threads.</li> </ul>		
<b>Remarks</b>			
<b>Approvals</b>	<b>Certificate Number</b>	<b>Standards</b>	
	IMQ 13 ATEX 018X	EN 60079-0:2012+A11:2013 EN 60079-7:2015 EN 60079-31:2014 EN 60079-1:2014	
	IECEX IMQ 13.0006X	IEC 60079-0:2011 Edition:6 IEC 60079-7:2015 Edition:5 IEC 60079-31:2013 Edition:2 IEC 60079-1:2014 Edition:7	
	20150501-E474828	UL 2225, CAN/CSA-C22.2 No. 60079-0:11 CAN/CSA C22.2 No. 60079-7:12 CAN/CSA-C22.2 No. 60079-31:12	
	№ TC RU C-TR.AA87.B.00941	ГОСТ 31610.0-2014 ГОСТ IEC 60079-1:2013 ГОСТ IEC 60079-31:2013	
	DNV 12.0052 X	ABNT NBR IEC 60079-0:2013 ABNT NBR IEC 60079-1:2009 ABNT NBR IEC 60079-7:2008 ABNT NBR IEC 60079-31:2011	
	E-14044	IEC/EN60079-0 IEC/EN60079-7 IEC/EN60079-31 IEC/EN60079-1 IEC/EN 62444	

-For more information see our webpage.


\* The standard marking consists ATEX & IECEx only. Marking acc. to other standards on request.



Order Coding								
Part Number	Material	Seal	- Gasket (Washer)	Serrated Washer	Lock Nut	Shroud	Earth Tag	for Ex e
Mandatory	Mandatory	Mandatory	- Option	Option	Option	Option	Option	Option
See table	B Brass BN Brass Nickel plated X Stainless Steel 316L A Aluminium	C Chloroprene S Silicone	- WC Chloroprene WS Silicone WF Fiber	WSR Serrated washer	L Lock nut	S Shroud	E Earth tag	TL9
<b>Example</b>								
EBS1N	BN	S	- WC	WSR	L	S	E	TL9

# E-VELA

## EMC Cable Glands for Armoured Cables



### Thread Type METRIC acc. to ISO 965 - 3

Outer Thread Size (Male)	Clamping Range		Shield Diameter Ø min - max mm	Outer Thread Length Ex-e min. Ex-d/e min.		Spanner Width Cap Body		Outer Ø D mm	max. Height H mm	Part Number
	Ø min - max mm	Seal Type		TL mm	TL mm	SW Cap mm	SW Body mm			
M8x1,25	2,0 - 4,0	Single	1,5 - 3,5	5,0	-	11	11	12,0	18,0	EBS01SM
M16x1,5	4,0 - 8,0	Double	2,5 - 5,0	9,0	16,0	20	20	22,0	30,5	EBS01SM
	4,0 - 8,0	Double	2,5 - 5,0	9,0	16,0	22	22	24,5	30,5	EBS01M
M20x1,5	4,0 - 12,0	Triple	2,5 - 10,0	9,0	18,0	22	22	24,5	28,5	EBS1M
M25x1,5	10,0 - 18,0	Triple	8,0 - 14,0	9,0	16,0	28	28	31,0	32,5	EBS2M
M32x1,5	14,0 - 24,0	Triple	12,0 - 20,0	9,0	19,0	35	35	39,0	35,0	EBS3M
M40x1,5	22,0 - 32,0	Triple	18,0 - 28,0	9,0	20,0	45	45	49,5	42,5	EBS4M
M50x1,5	26,0 - 35,0	Triple	22,0 - 31,0	9,0	20,0	50	55	61,0	45,0	EBS5M
M63x1,5	35,0 - 45,0	Triple	31,0 - 41,0	9,0	20,0	64	68	75,0	45,0	EBS6M
M75x1,5	46,0 - 62,0	Triple	42,0 - 58,0	9,0	20,0	80	80	89,0	52,5	EBS7M
M90x1,5	60,0 - 75,0	Triple	56,0 - 71,0	9,0	20,0	95	95	105,0	57,0	EBS8M
M100x1,5	75,0 - 85,0	Triple	71,0 - 81,0	9,0	20,0	105	105	117,0	56,0	EBS10M
M110x1,5	85,0 - 95,0	Triple	81,0 - 91,0	9,0	20,0	115	115	128,0	58,0	EBS11M

### Thread Type NPT acc. to ANSI ASME B1.20.1

Outer Thread Size (Male)	Clamping Range		Shield Diameter Ø min - max mm	Outer Thread Length TL mm	Spanner Width Cap Body		Outer Ø D mm	max. Height H mm	Part Number
	Ø min - max mm	Seal Type			SW Cap mm	SW Body mm			
NPT 3/8"	4,0 - 8,0	Double	2,5 - 5,0	16,0	20	20	22,0	30,5	EBS01SN
	4,0 - 8,0	Double	2,5 - 5,0	16,0	22	22	24,5	30,5	EBS01N
NPT 1/2"	4,0 - 12,0	Triple	2,5 - 10,0	18,0	22	22	24,5	28,5	EBS1N
NPT 3/4"	10,0 - 18,0	Triple	8,0 - 14,0	16,0	28	28	31,0	32,5	EBS2N
NPT 1"	14,0 - 24,0	Triple	12,0 - 20,0	20,0	35	35	39,0	35,0	EBS3N
NPT 1 1/4"	22,0 - 32,0	Triple	18,0 - 28,0	20,0	45	45	49,5	42,5	EBS4N
NPT 1 1/2"	26,0 - 35,0	Triple	22,0 - 31,0	20,0	50	55	61,0	45,0	EBS5N
NPT 2"	35,0 - 45,0	Triple	31,0 - 41,0	20,0	64	68	75,0	45,0	EBS6N
NPT 2 1/2"	46,0 - 62,0	Triple	42,0 - 58,0	21,0	80	80	89,0	56,5	EBS7N
NPT 3"	60,0 - 75,0	Triple	56,0 - 71,0	21,0	95	95	105,0	65,0	EBS8N
NPT 4"	75,0 - 85,0	Triple	71,0 - 81,0	21,0	105	115	128,0	56,5	EBS10N
	85,0 - 95,0	Triple	81,0 - 91,0	21,0	115	115	128,0	58,0	EBS11N